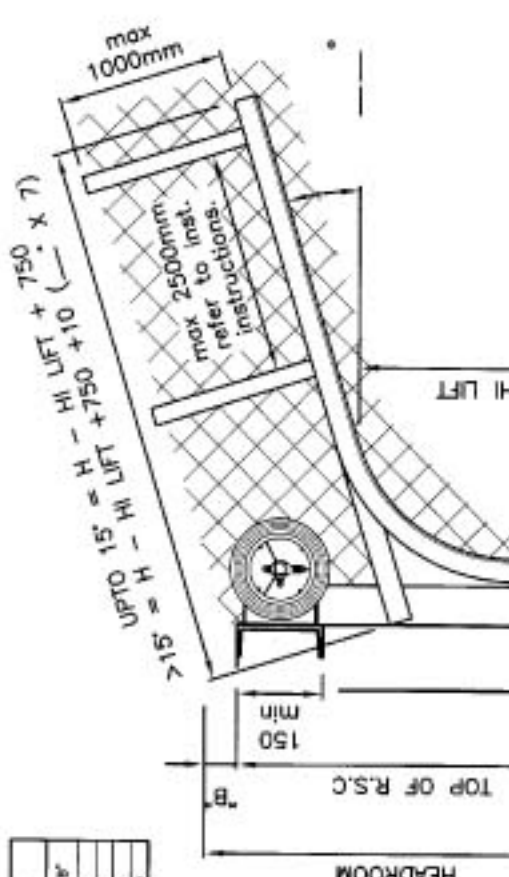
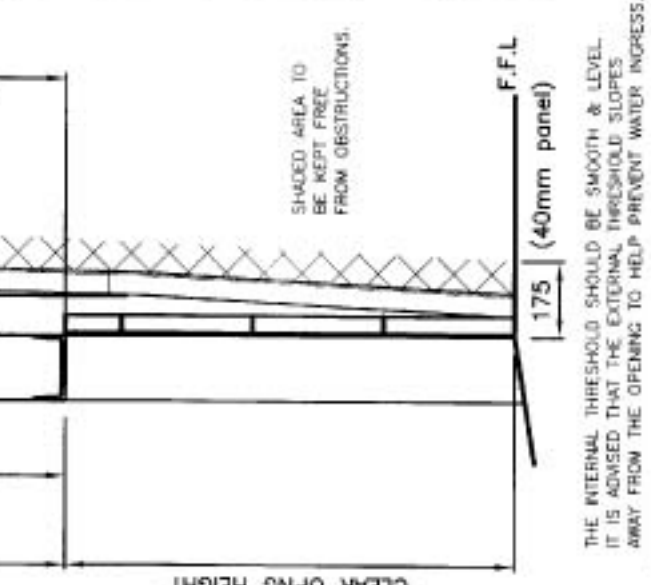


MINIMUM CLEARANCE "A"		
MAX. HOIST HEIGHT	MAX. HI-LEFT	DM "B"
2885	750	85
4575	1370	85
7850	2090	85
9000	4100	100



CLIENT O/No.	
QUANTITY	
OPERATION	ELEC / CHAIN / PUSH UP
HAND OF OPERATION	
VIEWED FROM INSIDE (V.F.I.)	LH / RH
POWER SUPPLY (if elec)	1PH / 3PH
PANEL FINISH	POLYESTER / PLASTISOL
EXTERNAL COLOUR & REFERENCE:-	
INTERNAL (RAL 9010 WHITE STD)	
WICKET DOOR REQ'D	YES / NO
(positioned centrally)	
WICKET DOOR HINGE (V.F.I.)	LH / RH
VISION PANELS	No. ROWS OF PANEL(S) FROM BOTTOM
OTHER:-	



DESCRIPTION: INSTALLATION CLEARANCES - HIGH LIFT c/w TRACK PITCH - 40mm THICK PANEL

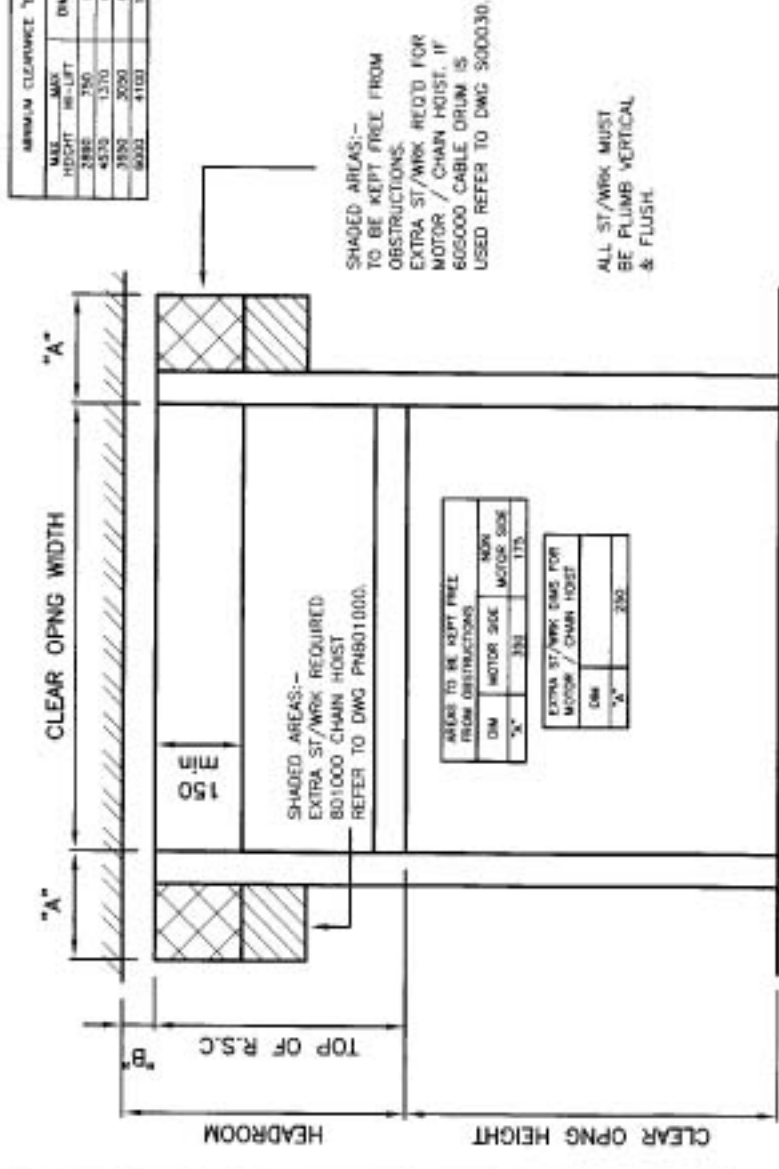
DATE: \_\_\_\_\_ DWG NO. \_\_\_\_\_

DRAWN BY: \_\_\_\_\_ J.E. SHEET \_\_\_\_\_

INSTALL 2

REV A

© Indupart 2008

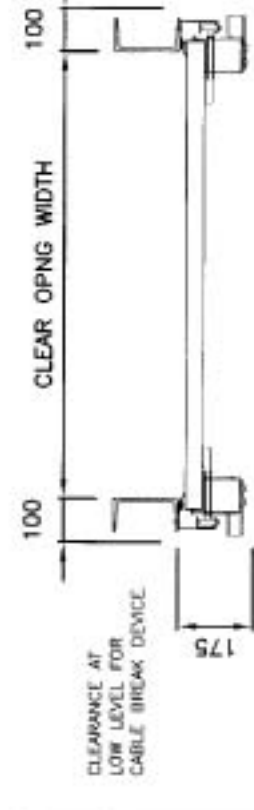
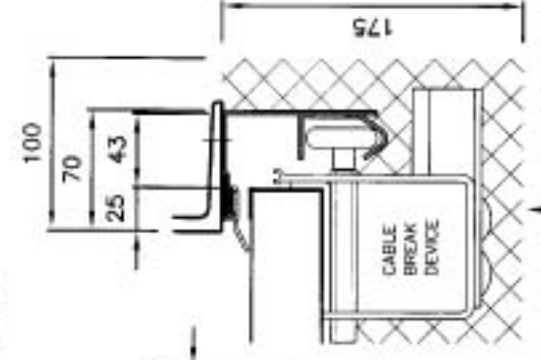


SHADED AREAS:- TO BE KEPT FREE FROM OBSTRUCTIONS. EXTRA ST/WRK REQ'D FOR MOTOR / CHAIN HOIST. IF 605000 CABLE DRUM IS USED REFER TO DWG S00030.

ALL ST/WRK MUST BE PLUMB VERTICAL & FLUSH.

AREAS TO BE KEPT FREE FROM OBSTRUCTIONS		
DM	MOTOR SIDE	NON MOTOR SIDE
"A"	330	175

EXTRA ST/WRK DIMS FOR MOTOR / CHAIN HOIST		
DM	"A"	"B"
	330	200



All dimensions in mm, unless specified, Tolerance + or - 5mm. All dimensions are based on Kingspan standard 40mm thick panels & standard 51mm (2") track.

**indupart**