

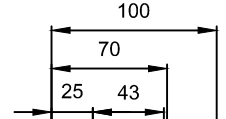
MINIMUM CLEARANCE "B"		
MAX HEIGHT	MAX HI-LIFT	DIM "B"
2890	750	65
4570	1370	65
3650	3050	65
6000	4100	100

SHADED AREAS:-
TO BE KEPT FREE FROM OBSTRUCTIONS.
EXTRA ST/WRK REQ'D FOR MOTOR / CHAIN HOIST. IF 605000 CABLE DRUM IS USED REFER TO DWG SOD030.

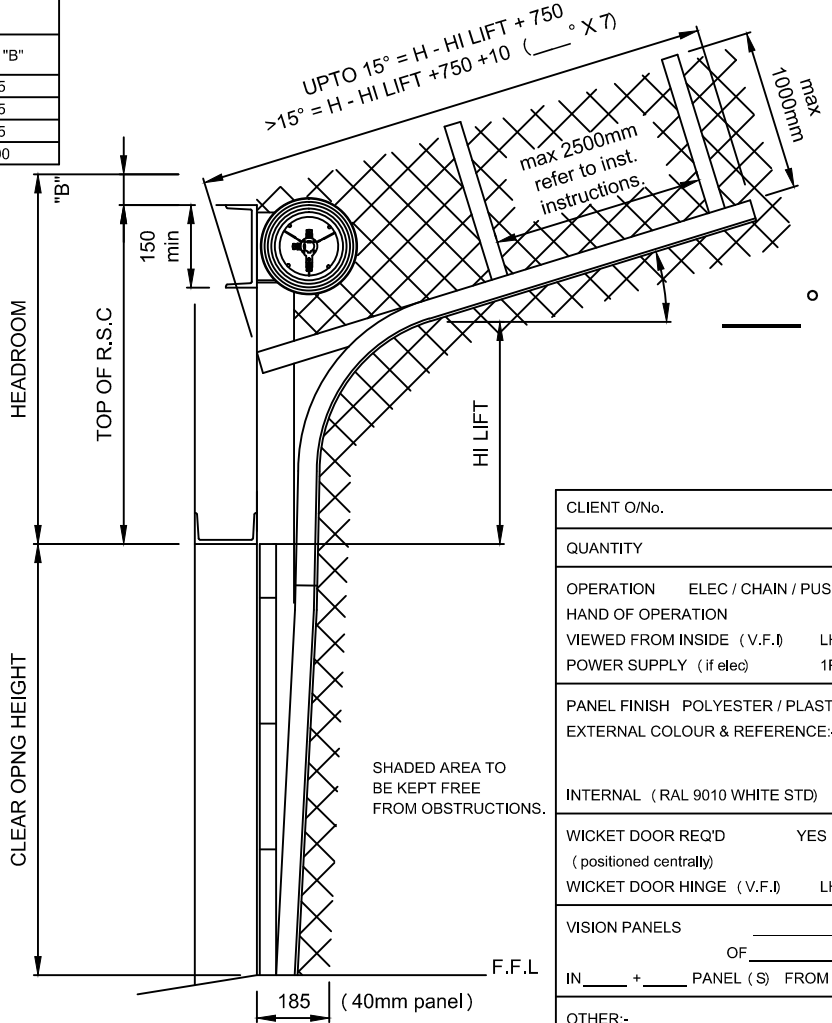
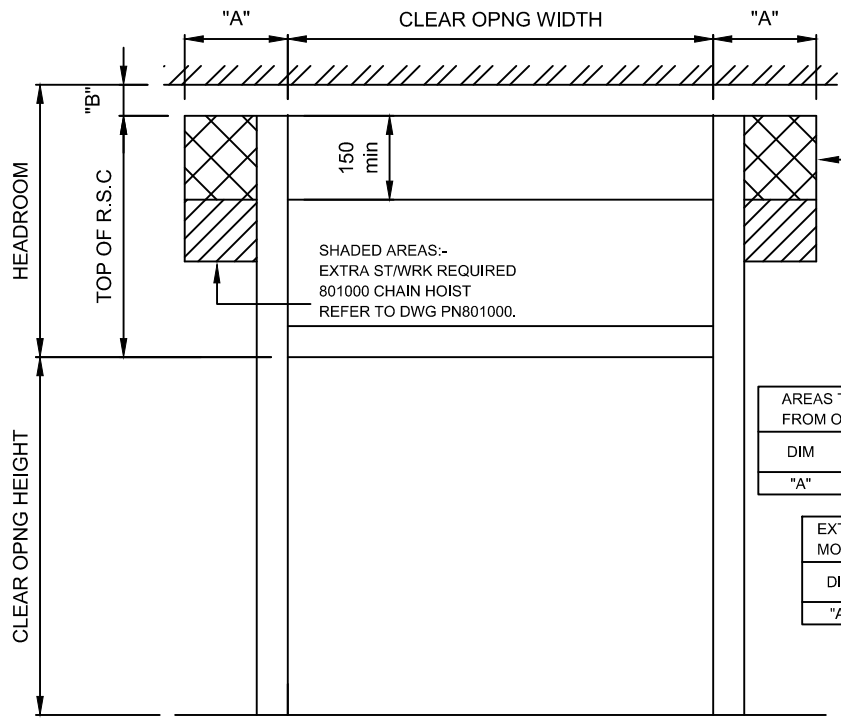
AREAS TO BE KEPT FREE FROM OBSTRUCTIONS		
DIM	MOTOR SIDE	NON MOTOR SIDE
"A"	350	175

EXTRA ST/WRK DIMS FOR MOTOR / CHAIN HOIST	
DIM	
"A"	250

ALL ST/WRK MUST BE PLUMB VERTICAL & FLUSH.



CLEARANCE AT LOW LEVEL FOR CABLE BREAK DEVICE.

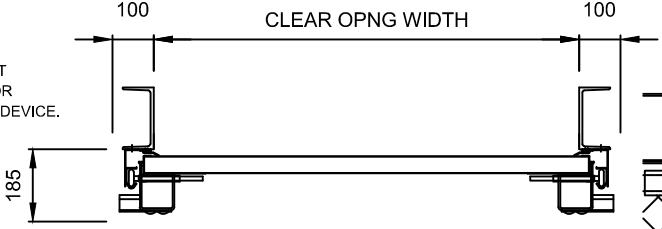


SHADED AREA TO BE KEPT FREE FROM OBSTRUCTIONS.

THE INTERNAL THRESHOLD SHOULD BE SMOOTH & LEVEL. IT IS ADVISED THAT THE EXTERNAL THRESHOLD SLOPES AWAY FROM THE OPENING TO HELP PREVENT WATER INGRESS.

CLIENT O/No.	
QUANTITY	
OPERATION	ELEC / CHAIN / PUSH UP
HAND OF OPERATION	
VIEWED FROM INSIDE (V.F.I)	LH / RH
POWER SUPPLY (if elec)	1PH / 3PH
PANEL FINISH POLYESTER / PLASTISOL	
EXTERNAL COLOUR & REFERENCE:-	
INTERNAL (RAL 9010 WHITE STD)	
WICKET DOOR REQ'D	YES / NO
(positioned centrally)	
WICKET DOOR HINGE (V.F.I)	LH / RH
VISION PANELS	_____ No. ROWS
	OF _____ WINDOWS
IN _____ + _____ PANEL (S) FROM BOTTOM	
OTHER:-	

CLEARANCE AT LOW LEVEL FOR CABLE BREAK DEVICE.



All dimensions in mm, unless specified. Tolerance + or - 5mm.
All dimensions are based on Kingspan standard 40mm thick panels & standard 51mm (2") track.

	CLIENT / SITE :		
	DESCRIPTION : INSTALLATION CLEARANCES - HIGH LIFT c/w TRACK PITCH - 40mm THICK PANEL		
	DATE :	DWG NO. INSTALL 2	REV C
DRAWN BY : J.E		SHEET	©indupart 2014