


Standard Colours

Solid colour roller garage doors available with matching box and guides as standard, or traditional white or brown. Painted wood effect doors supplied with brown box and guides as standard.

 Colour not available for Compact Door



White



Black
RAL 9005



Grey
RAL 7038



Silver
RAL 9006



Graphite
RAL 7024



Anthracite
RAL 7016



Fir Green
RAL 6009



Chartwell Green




Moss Green
RAL 6005



Beige
BS 08B17



Ivory
RAL 1015



Cream White
RAL 9001



Duck Egg Blue



Blue
RAL 5011



Red
RAL 3004



Velvet Brown
RAL 8014



Brown
RAL 8019



Painted Irish Oak



Painted Golden Oak




Painted Rosewood



Painted Walnut

Powder Coating

Classic and Elite garage doors can be powder coated any RAL / BS colour for £50 per m2. Complete door powder coating includes matching box and guides. A minimum charge of £60 net applies, and non-stocked colours are subject to an additional surcharge. See page 67 for more information.



Wood Laminate Finishes

Please add 15% surcharge to roller garage door prices for wood laminate effects. The laminate finish applies to one side only and is therefore only suitable for internal face fits. Supplied with brown box and guides as standard.



Laminate Irish Oak



Laminate Golden Oak



Laminate Mahogany



Laminate Rosewood

Please note:

The colours reproduced here are offered as guide only, because of differences in the printing process. It is possible that the finished product may be slightly different from those illustrated on this document. Please contact your nearest Indupart sales office for an accurate guide.

*Close colour match Sage Green (RAL 6021) is also available on request for Classic and Elite doors. This is a non-stocked item which requires a longer lead time. All colours shown as a guide only due to variances in the printing process. RAL / BS references quoted are the nearest standard colour and may not match perfectly. Please note rub marks may occasionally occur at the top of the concave internal side of the door. This is unavoidable and due to prolonged contact with the locking system. On externally fitted doors this will be visible on the outside.



Raising Standards
Safety Assured